





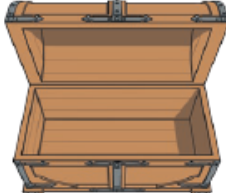



KS2 Autumn 1 Homework Grid - Pirates

Numeracy	Out and About!	Literacy	
<ul style="list-style-type: none"> • Draw a map and write directions to the treasure. • Can you create a symmetrical pirate flag? • Complete the Pirate Pattern Activity Sheet. • Try a Pirate Symmetry Activity Sheet. • Write some pirate-themed word problems. 	<ul style="list-style-type: none"> • Visit your local library and find books about pirates. Can you find any non-fiction books? • Go swimming with an adult. • Go on a trip to the seaside. 	<ul style="list-style-type: none"> • Write a pirate-themed story or poem. • Write an acrostic poem using a pirate word. • Read a pirate book or novel. • Create a pirate glossary – A-Z of pirate words. • Design a pirate wanted poster. 	
Working with Others	<h2>Homework Choice Grid Pirates</h2>		Expressive Arts
<ul style="list-style-type: none"> • Go on a treasure hunt with friends or family. • Look at maps of the world with an adult. Make a list of places you have been/would like to visit.  <ul style="list-style-type: none"> • Create a pirate quiz and test your friends or family. Remember you need to know the answers! • Play a game of battleships with friends or family. 	<ul style="list-style-type: none"> • Learn and perform a pirate song. • Write your own pirate song. • Draw or trace and colour a parrot. What is its name? • Design and create your own pirate flag. • Draw or paint a pirate scene. 		
Technology and Science	Health and Wellbeing	Social Studies	
<ul style="list-style-type: none"> • Design and build a pirate ship using junk/scrap. • Investigate materials and objects which float and sink. Draw a table to show your findings. • Create a pirate ship which can float. 	<ul style="list-style-type: none"> • Create a menu for a pirate-themed restaurant. Be as imaginative as possible. • Write or draw five special things you would put in your own treasure chest. • Practise different ways of balancing in case you have to walk the plank! • Make a pirate sensory bottle. 	 <ul style="list-style-type: none"> • Draw a labelled picture of a pirate. Think about what they wore and carried. • Create a treasure map. • Create a fact file about a famous pirate. 	